

Molteni & C

LESSLESS — JEAN NOUVEL 1994

1—
2



LessLess is a complete range of tables, rectangular and square, painted in different colors. An aluminum table the strength of which lies in a play on corners and folds. The external outline of the horizontal table top is very thin and stiffness and it is obtained by bending the aluminum sheet along inclined planes. Designed originally for the Fondation Cartier in Paris, the LessLess tables stand out for intrinsic elegance and light lines in every environment.

FEATURES

Range of aluminium tables. The four legs are L-shaped, with 45 mm (1 3/4") wings and 8 mm thick (3/8"). The availability of various sizes and colours offers different uses and possibilities.

DATASHEET

REGISTERED
DESIGN

VII.2016

FINISHES

STRUCTURE AND TOP FINISHES

chalk white - platinum - anthracite - black - ruby - dolomite grey - clay
silver grey (special colour) - LessLess red (special colour)

On request it is possible to have the table in the other matt colours of Molteni range.

TECHNICAL INFORMATION

LEGS

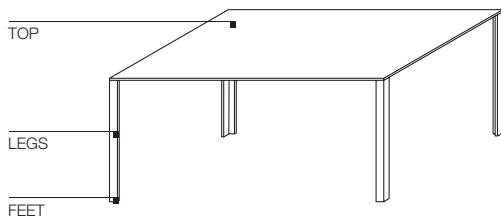
Corner element in extruded aluminium painted in the Molteni colours.

TABLE TOP

Reinforced box-section aluminium sheet with wedges of folded and ribbed sheet, joined together with epoxy glue. Painted in the Molteni colours.

FEET

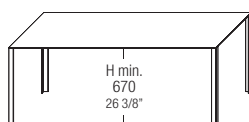
Nylon.



DIMENSIONS

tables H 720

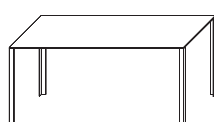
W 1900 D 900
H 28 3/8" W 74 3/4" D 35 3/8"



TLA/1

W 1600 D 800

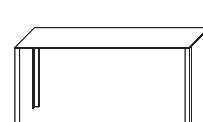
W 63" D 31 1/2"



TLA/2

W 1600 D 500


W 63" D 19 3/4"



TLA/3

tables H 720

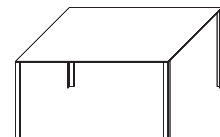
W 2300 D 1000
H 28 3/8" W 90 1/2" D 39 3/8"



TLA/10

W 1400 D 1400

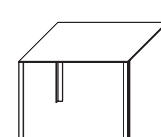
W 55 1/8" D 55 1/8"



TLA/4

W 1000 D 1000

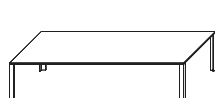
W 39 3/8" D 39 3/8"



TLA/5

tables H 350

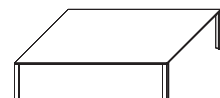
W 1600 D 800
H 13 3/4" W 63" D 31 1/2"



TLA/6

W 1400 D 1400

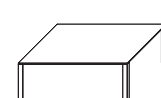
W 55 1/8" D 55 1/8"



TLA/7

W 1000 D 1000

W 39 3/8" D 39 3/8"



TLA/8

DATASHEET

REGISTERED
DESIGN

VII.2016

FINISHES MOLTENI&C RANGE

IX.2017

	MATT LACQUER	GLOSSY LACQUER	COLOURED GLASS	ETCHED COLOURED GLASS	PLASTER LACQUERED CARTAPAGLIA LACQUERED only Gliss Master	STOPSOL GLASS TRANSPARENT STOPSOL GLASS
CHALK WHITE	•	•	•	•	•	
IVORY	•				•	
PEARL	•	•	•	•	•	
SILICA	•	•	•	•	•	
SAND	•	•	•	•	•	
PLATINUM	•	•	•	•	•	
DUNE	•	•	•	•	•	
CLAY	•	•	•	•	•	
DOLOMITE GREY	•	•	•	•	•	
RUST	•	•	•	•	•	
RUBY	•	•	•	•	•	
CARAMEL	•	•	•	•	•	
MOKA	•	•	•	•	•	
MUSTARD	•	•	•	•	•	
CADMIUM	•	•	•	•	•	
LIGHT BLUE GREY	•	•	•	•	•	
LEAD	•	•	•	•	•	
ANTHRACITE	•	•	•	•	•	
BLACK	•	•	•	•	•	
STOPSOL						•
LESSLESS RED	•					
only matt lacquer						

Molteni&C

FINISHES MOLTENI&C RANGE

IX.2017

WOODS

EUCALYPTUS

AMERICAN WALNUT

GRAPHITE OAK

GREY OAK

BLACK OAK

DARK ELM

LIGHT ELM

CEDAR

MARBLES

WHITE CARRARA

RED LAGUNA

EMPERADOR DARK

BLACK MARQUINA

ORIENT GREY

SAHARA NOIR

METAL PARTS

BLACK CHROME

SHINY ALUMINIUM

PEWTER COLOUR

COPPER

DWELL
DOOR FRAME, TRACK COVERING PROFILES

ANODISED ALUMINIUM

BROWN ALUMINIUM

The finishes shown are indicative and refer to the entire production range. We recommend that you consult the "Colour Range" samples which shown the complete range of finishes, including those not shown here. Molteni&C reserves the right to modify the range without warning.

Molteni & C

FINISHES MOLTENI&C RANGE

IX.2017

MELAMINE FRONT GLISS MASTER

CARTAPAGLIA WHITE

CARTAPAGLIA ANTHRACITE

CARTAPAGLIA SILICA

GRAFFIATO SILICA

GRAFFIATO BRONZE

MELAMINE STRUCTURE GLISS MASTER

WHITE SHANTUNG

GREY SHANTUNG

MELAMINE STRUCTURE GLISS MASTER, MASTER DRESSING, GLISS WALK-IN

SILVER CEMBRAN

LARIX DARK

ECO SKIN GLISS MASTER, MASTER DRESSING

IVORY

HEMP

MINK

DARK BROWN

GREY

PLASTER GLISS MASTER FRONT

SILICA

MELAMINE STRUCTURE GLISS MASTER, MASTER DRESSING

RAFFIA

FINE GRAIN GLISS MASTER, MASTER DRESSING

FINE GRAIN